


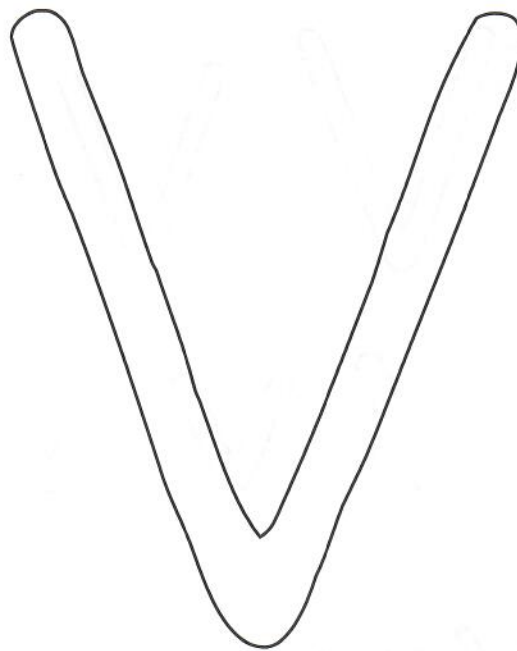
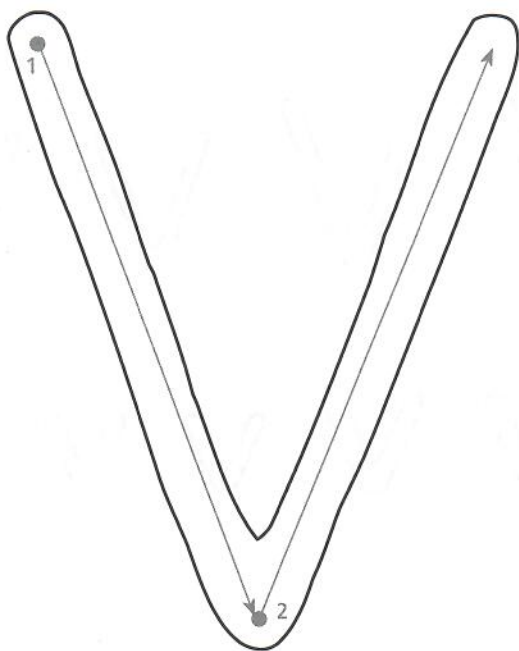
V/v




1




Spure nach.



V/v



1  Spure nach.



2  Schreibe.




V/v



1



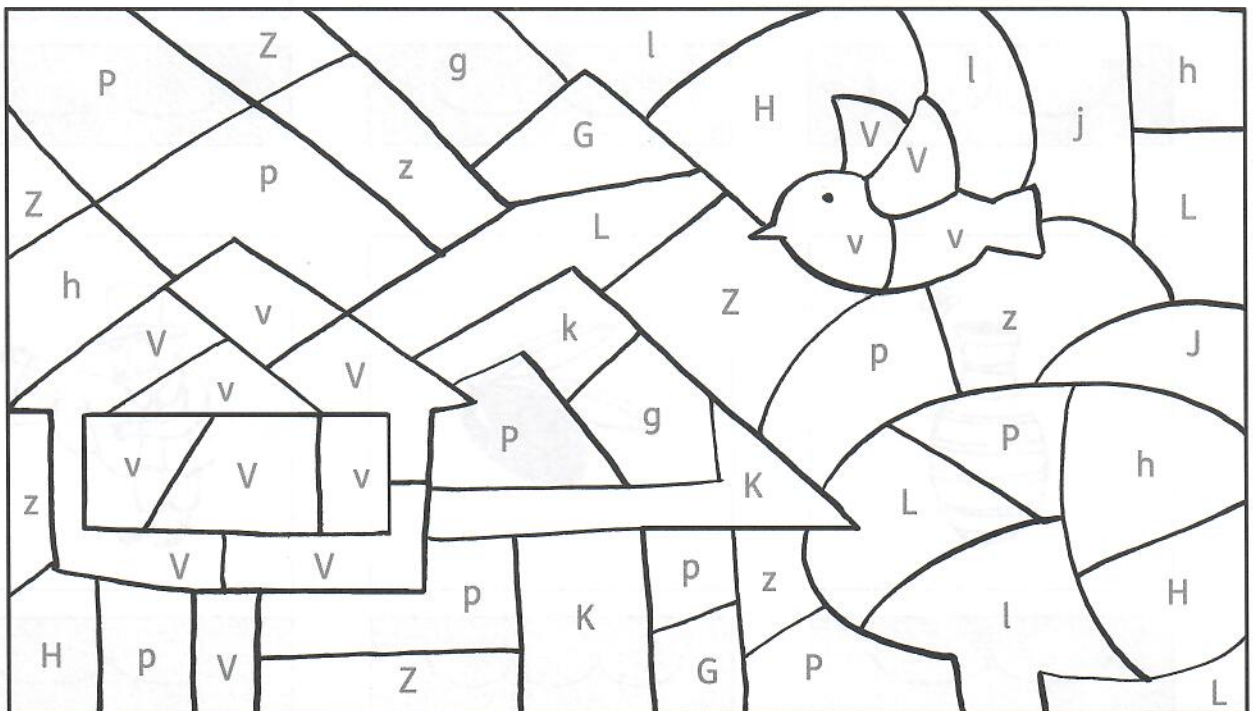
Kreise ein.




2




Male V/v aus.



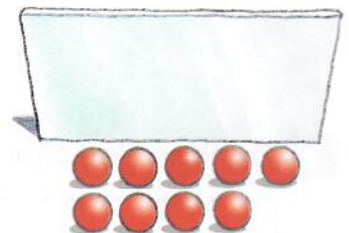


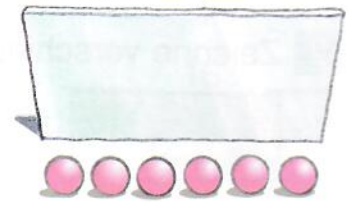


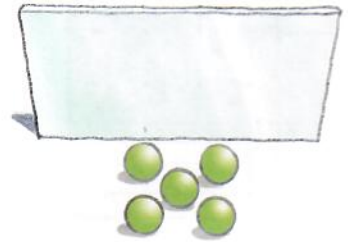
1 Verdoppele mit dem Spiegel. Zeichne. Rechne.



$$3 + 3 =$$



$$7 +$$



verdoppele	
5	10
6	
4	
3	
2	

verdoppele	
7	
1	
10	
8	
9	

verdoppele	
6	12
	8
	10
	6
	20

verdoppele	
	2
	18
	16
	4
	14



- | | | | |
|--------------|---------------|--------------|---------------|
| 3 + ___ = 10 | 13 + ___ = 20 | 2 + ___ = 10 | 12 + ___ = 19 |
| 6 + ___ = 10 | 16 + ___ = 20 | 3 + ___ = 8 | 13 + ___ = 17 |
| 9 + ___ = 10 | 19 + ___ = 20 | 4 + ___ = 7 | 14 + ___ = 18 |
| 8 + ___ = 10 | 18 + ___ = 20 | 5 + ___ = 9 | 15 + ___ = 17 |
| 4 + ___ = 10 | 14 + ___ = 20 | 6 + ___ = 8 | 16 + ___ = 19 |

1 Halbiere. Male jeweils die Hälfte blau an.



$$4 = 2 + \underline{\quad}$$



$$8 = \underline{\quad} + \underline{\quad}$$



$$6 = \underline{\quad} + \underline{\quad}$$



$$10 = \underline{\quad} + \underline{\quad}$$



$$14 = \underline{\quad} + \underline{\quad}$$



$$12 = \underline{\quad} + \underline{\quad}$$



$$20 = \underline{\quad} + \underline{\quad}$$



$$18 = \underline{\quad} + \underline{\quad}$$



$$6 = \underline{\quad} + \underline{\quad}$$

2

halbiere	
20	10
10	
4	
14	
2	

halbiere	
12	
8	
18	
16	
6	



3

halbiere	
4	2
	8
	6
	10
	7

halbiere	
	1
	4
	3
	9
	5

4

- | | | | |
|-------------------------------|-------------------------------|-------------------------------|------------------------------|
| $4 + \underline{\quad} = 10$ | $11 + \underline{\quad} = 20$ | $3 + \underline{\quad} = 9$ | $6 + \underline{\quad} = 10$ |
| $6 + \underline{\quad} = 9$ | $10 + \underline{\quad} = 20$ | $5 + \underline{\quad} = 8$ | $7 + \underline{\quad} = 10$ |
| $8 + \underline{\quad} = 8$ | $14 + \underline{\quad} = 20$ | $15 + \underline{\quad} = 18$ | $1 + \underline{\quad} = 10$ |
| $10 + \underline{\quad} = 18$ | $12 + \underline{\quad} = 20$ | $13 + \underline{\quad} = 19$ | $3 + \underline{\quad} = 10$ |
| $12 + \underline{\quad} = 16$ | $13 + \underline{\quad} = 20$ | $11 + \underline{\quad} = 16$ | $2 + \underline{\quad} = 10$ |

zum Muttertag

„Für die beste Mama der Welt!“

Bilderrahmen schön farbig ausmalen, Foto in den Rahmen kleben und dann das Papier um den Rahmen herum wegschneiden. – fertig! Wenn du willst, dass dein Bilderrahmen schön glatt an der Wand hängt und deine Mama das Foto gut sehen kann, klebst du einfach ein passendes Stück dünnen Karton auf die Rückseite. So! Rahmen aufhängen und dein Werk bewundern!

